

TACTICAL

CUSTOM BOATS

T40-Express Yacht Tactical One Edition

High Performance aluminum boats designed for speed, comfort, and safety in all operating conditions without compromising dependability, luxury, or design



DIMENSIONS

- LOA: 40' 4" (not including outboards)
- Beam: 13' 7" (including foam collar)
- Maximum Draft: 2' 6" (hull only)
- Displacement: 25,000 lbs full load

CONSTRUCTION

- Fully welded aluminum construction
- 5083 H321 Aluminum Alloy hull

FLOTATION COLLAR

- Wing "hybrid" foam flotation collar on both sides of deck for increased flotation and side impact resistance

ENGINES

- Twin Seven Marine 627HP outboard engines (total 1254 HP)
Cruising Speed: 35 knots (estimate)
Maximum Speed: 50 knots (estimate)

TANKS

- Fresh Water Tanks: Plastic (100 US Gallons)
- Fuel Tanks: Aluminum (650 US Gallons)
- Diesel Tank: Aluminum (50 US Gallons)
- Holding Tanks: Plastic (26 US Gallons)
- Hot Water Tank: Aluminum (6 US Gallons)

ACCOMMODATIONS

- Number of double berths: 1
- Number of cabins: 1

THRUSTERS / JOYSTICK CONTROLS

- Bow and Stern Thrusters controlled by three joysticks at helm and both sides of rear cockpit

STABILIZER

- Seakeeper 5 gyro stabilizer for improved comfort at low speeds

ROOF / MAST / ELECTRONICS

- Intellian TV Antennae and dummy dome mounted on mast
- FLIR M200 mounted on mast
- ACR Model RCL-100D remote searchlight mounted on mast
- LED night driving lights mounted on mast
- Motorized sunroof
- Motorized cockpit awning

WINDOWS, HATCHES, and DOORS

- Reverse rake front twin windshield to reduce reflections and improve visibility in rainy conditions
- Rear hinged door with motorized drop down rear window (no mullion) to provide open area between salon and aft cockpit

ANCHORING EQUIPMENT

- Complete anchoring system including anchor and rode

MASTER STATEROOM, SHOWER and HEAD

- Island berth with access on both sides
- Across hall head and shower
- Teak flooring

SALON

- L-shaped settee (storage under)
- Drop down teak salon table with custom hand holds
- Complete state-of-the-art entertainment system
- Teak flooring

MAIN HELM CONSOLE AND CO-PILOT CONSOLE

- Four forward-facing Shockwave shock mitigating seats with four point seat harnesses
- OMP Competition steering wheel
- Cartek wireless steering wheel control plate and buttons
- Formula One type steering wheel controls
- Complete suite of Garmin chartplotter (4) / sounder / radar / VHF
- Pirelli rubber flooring

GALLEY

- Starboard galley
- Under counter fridge/freezer
- True Induction 120 volt two burner induction stove top
- Built-in Panasonic® convection microwave
- Stainless steel double galley sink
- Teak flooring

AFT COCKPIT

- Teak table with stainless steel pedestal
- Transom cabinet to match hull colour
- Fold-down transom lounge seat
- Kenyon electric BBQ and sink in transom cupboard
- Cockpit bolsters
- Hot/Cold Shower
- Fresh water/salt water wash down hose bibs
- Teak flooring

MECHANICAL SYSTEMS

- Northern Light 6KW generator with sound shield
- Mercury Racing K-Plane® vessel trim system
- Rule® Bilge pumps c/w float switches (4)
- Whale® manual bilge pump (3)

ELECTRICAL SYSTEM

- State-of-the-art electrical system including lithium ion batteries, chargers and isolation transformers
- CZone® electrical switching

CLIMATE CONTROL

- Cruisair® 12K air conditioning (salon) 6K (forward)
- Kubota diesel hydronic furnace with seven outlets

PAINT and INSULATION

- Spray-on sound insulation inside hull
- Alexseal® paint inside of hull
- Alexseal® paint on hull exterior, side decks, foredeck, cab sides, roof, and mast
- Interlux Micron® CSC antifouling bottom paint

SAFETY EQUIPMENT

- Four Mustang Elite™ Inflatable PFDs
- Complete complement of safety equipment including dock lines, fenders, first aid kit, fire extinguishers

TRAINING

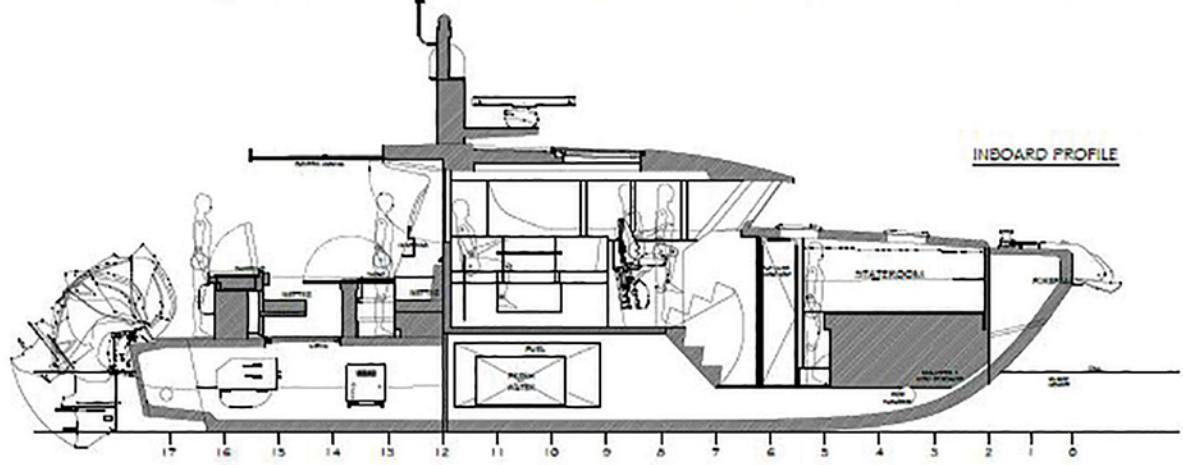
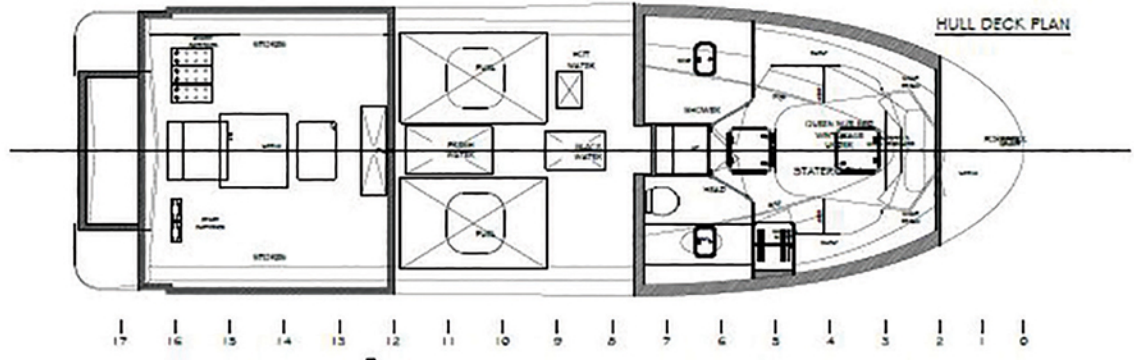
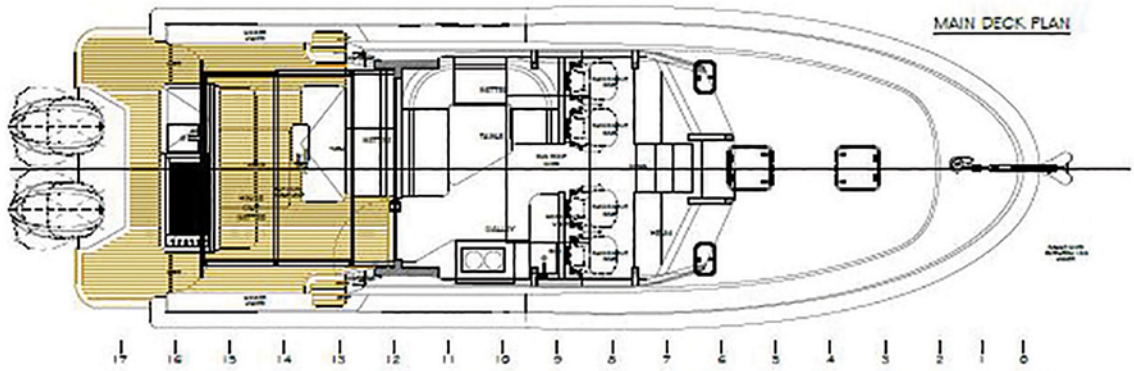
- One day on-board training and electronics set-up
- One day on-water training including rough water boat handling

WARRANTY

- 2 Year Limited - Aluminum Structure
- 1 Year Limited - Paint finishes / Wood Joinery / Interior and Exterior Upholstery / Machine Systems/ Electrical Systems
- All Warranties transferable

FULL COMPREHENSIVE SPECIFICATIONS AVAILABLE
PLEASE ENQUIRE

GC



SHEET#	EXPRESS	REV
--------	---------	-----

TACTICAL

ISSUED BY	
DRAWING BY	
SCALE	
CHECKED BY	

Gregory C. Marshall Naval Architects Ltd.

- Award winning International Design Team

Construction

- Tactical DNA reflects the roots of the brand. A long history of boat building and experience is passed along from **Crescent Custom Yachts** and **Platinum Marine**, both globally recognized yacht builders.
- All welded aluminum hull using premium marine alloy 5083-H321 which meets the performance criteria of most military specifications.
- Equipped with "D" shaped foam collar for increased flotation, increased stability, side impact resistance and full fendering when used as a yacht tender.

Customer Support

- After sales support include yearly inspections and maintenance programs.
- Exclusive Owner Group for additional benefits including updates and lifestyle events.

Every Tactical Boat has Performance, Comfort, Safety and Dependability built into its DNA

TACTICAL
CUSTOM BOATS

SHIPYARD

11580 Mitchell Road, Richmond BC V6V 1T7 Canada

Tel: 604-325-6920 • Fax: 604-325-6972

info@tacticalcustomboats.com

TacticalCustomBoats.com



Murray Johnston, P.Eng

780-288-7734

MurrayJ@Tactical Custom Boats.com

Tim Charles

604-309-8104

Tim@TacticalCustomBoats.com



Extreme Boats  Tactical DNA™